


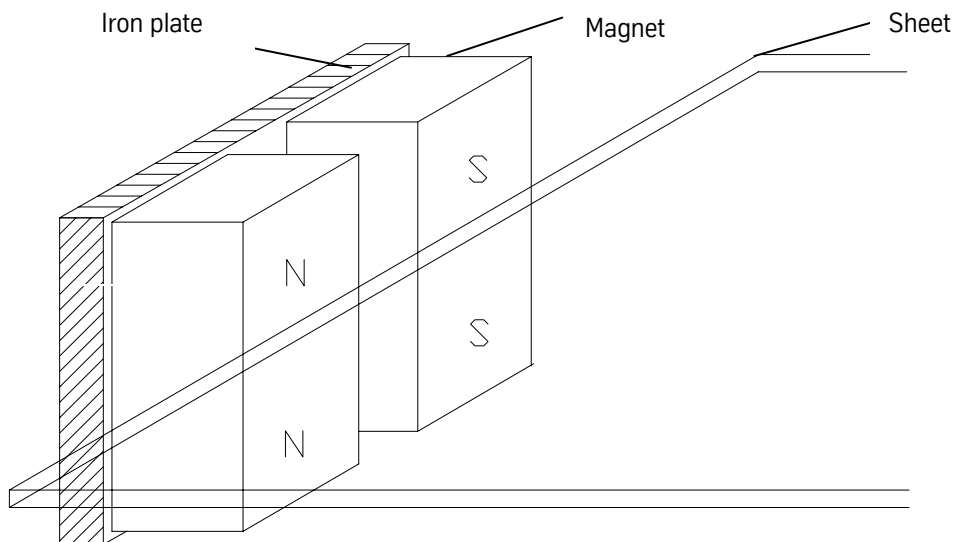


Permanent magnetic spreading magnets



As the name already indicates, this kind of spreaders only consists of permanent magnets.

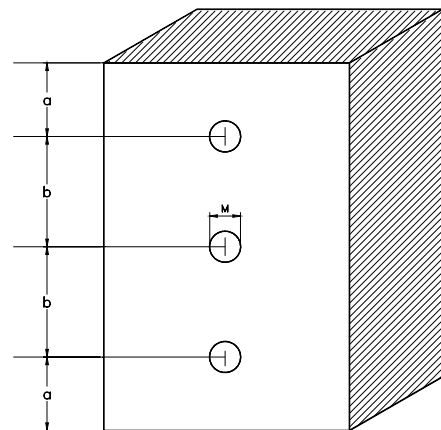
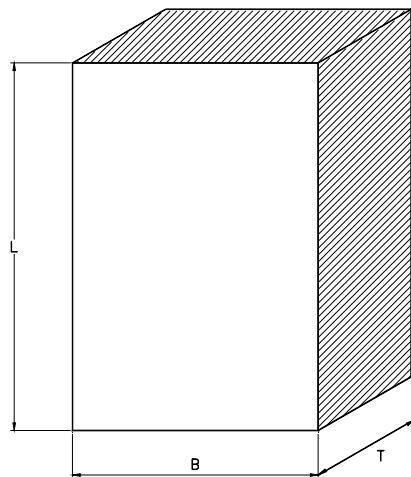
The front view can be seen below and has the following arrangement:



Typical arrangement of a permanent magnetic spreading magnet

The arrangement of the spreading magnet can be seen. It represents an iron plate with permanent magnets sticking to them with the polarity specified; 'north' designates the north pole of the magnet which should be homogeneous on the complete area; 'south' designates the south pole of the other magnet. The sheet should stand perpendicularly on this area. The area of the magnets is covering about 90% of the working area.

The dimensions of permanent magnetic spreaders are normally smaller, because of the tremendous attractive force, which can not be switched off. Due to this the max. system width will not exceed 250mm by a system height of 400mm. When the dimensions are getting smaller, there is no real choice than to take permanent magnetic spreaders. As a smallest dimension you can take a width of 70mm with a height of also 70mm. In this case you can even fan round shaped sheets like the lits of cans. An increasing spreading power can be achieved by using better magnet material. For such a case the typical ferrite magnet is replaced by NdFeB magnets.



Type	B [mm]	L [mm]	T [mm]	a [mm]	b [mm]	Thread
PSP 73/75	73	75	28	15	44	2*M8
PSP 73/275	73	275	28	56	165	2*M8
PSP 73/342	73	342	28	47	250	2*M8
PSP 85/103	85	103	47	20	45	2*M8
PSP 103/104	103	104	28	20	64	2*M8
PSP 103/208	103	208	28	54	100	2*M8
PSP 103/308	103	308	28	54	200	2*M8
PSP 103/344	103	344	28	47	250	2*M8
PSP 104/143	104	143	49	24	95	2*M8
PSP 104/210	104	210	49	55	100	2*M8
PSP 104/277	104	277	49	56	165	2*M8
PSP 104/310	104	310	49	55	300	2*M8
PSP 104/344	104	344	49	47	250	2*M8
PSP 104/411	104	411	49	55	150	3*M8
PSP 104/444	104	444	49	47	175	3*M8
PSP 104/511	104	511	49	55	200	3*M8
PSP 110/103	110	103	57	25	60	2*M10
PSP 110/153	110	153	57	25	60	2*M10
PSP 165/103	165	103	67	40	85	2*M12
PSP 165/153	165	153	67	40	85	2*M12
PSP 165/203	165	203	67	40	85	2*M12
PSP 180/277	179	277	88	56	165	2*M8
PSP 180/400	179	400	88	50	150	3*M8
PSP 180/600	179	600	88			4*M8
PSP 215/154	215	154	77	50	115	2*M16
PSP 215/204	215	204	77	50	115	2*M16
PSP 215/304	215	304	77	50	115	2*M16
PSP 280/344	279	344	94	55	117	3*M8
PSP 280/545	279	545	94	58	143	4*M8

Further dimensions on request!